


SC 40 USB CTRL SC 70 USB CTRL

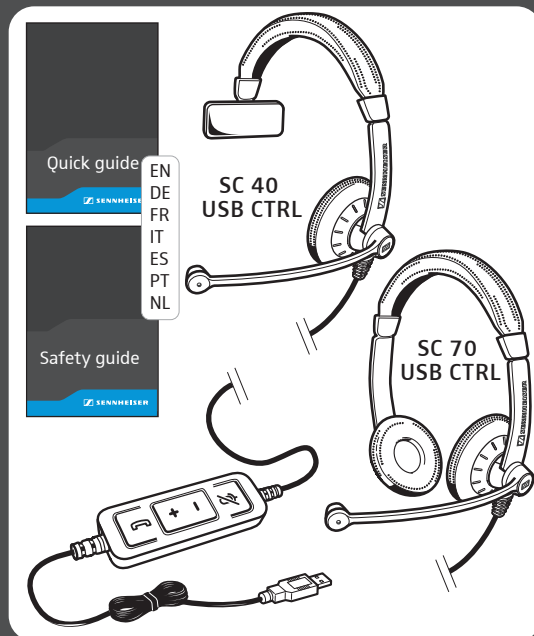


Quick Guide
Kurzanleitung
Guide rapide
Guida rapida

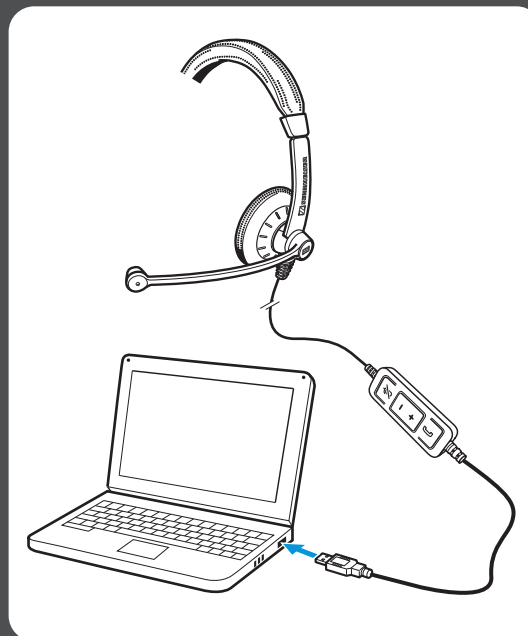
Instrucciones resumidas
Guida rápido
Beknopte handleiding



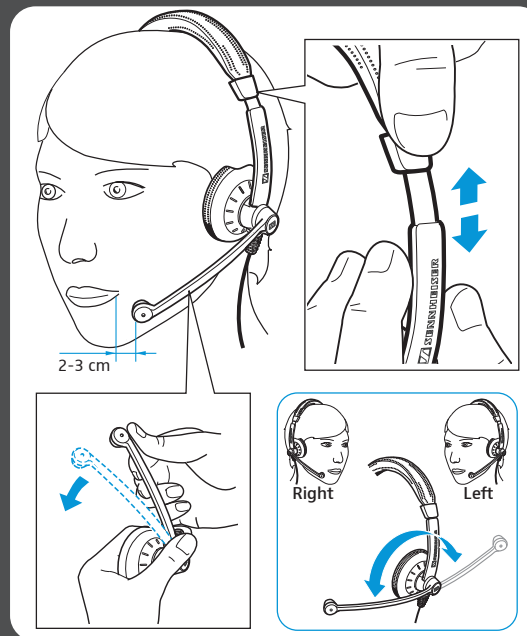
Delivery includes | Lieferumfang | Contenu |
Volume di forniture | Volumen de suministro |
Itens fornecidos | Leveringsomvang



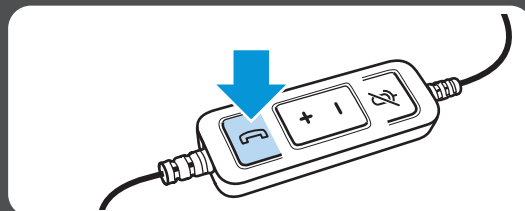
Connection possibilities | Anschlussmöglichkeiten |
Possibilités de raccordement | Possibilità di
collegamento | Posibilidades de conexión | Ligações
possíveis | Aansluitmogelijkheden



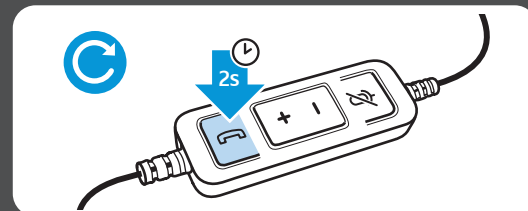
Wearing the headset | Headset aufsetzen |
Mettre le casque-micro | Indossare l'headset |
Ponerse los auriculares | Colocar o
micro-auscultador | De headset opzetten



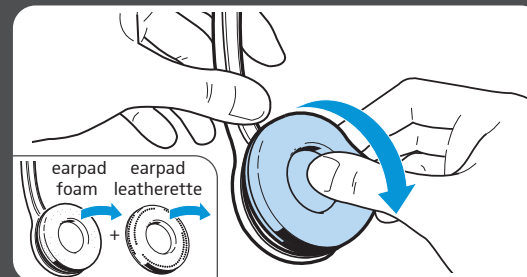
To accept/end a call | Anruf annehmen/beenden |
Prendre/terminer un appel | Accettare/Terminare
una chiamata | Contestar/finalizar llamada |
Atender/terminar chamada |
Gesprek aannemen/beëindigen



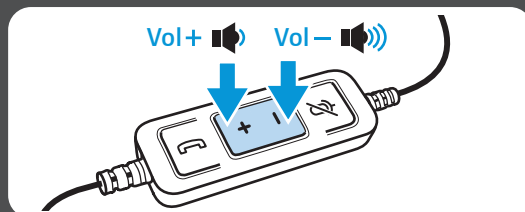
Redialing | Wahlwiederholung | Recomposer le
dernier numéro | Ripetizione della selezione |
Rellamada | Remarcação | Nummerherhaling



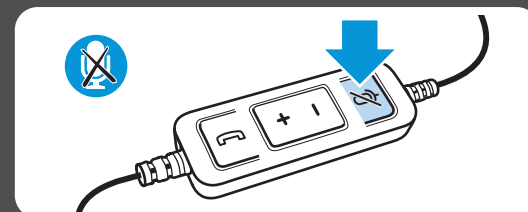
Replacing the ear pad | Ohrpolster austauschen |
Remplacer le coussinet d'oreille | Sostituzione dei
cuscinetti auricolari | Cambiar las almohadillas |
Substituir as almofadas | Oorkussens vervangen



Adjusting the volume | Lautstärke einstellen |
Régler le volume | Impostazione del volume |
Ajustar el volumen | Ajustar o volume |
Volume instellen



Mute Microphone | Mikrofon stumm schalten |
Couper le microphone | Silenziamento del microfono |
Silenciar el micrófono | Activar o modo de silencio
no microfone | Microfoon op mute schakelen



Detailed information | Ausführliche Informationen
Informations détaillées | Informazioni
dettagliate | Informaciones detalladas |
Informações detalhadas | Uitvoerige informatie



For product specific software and firmware upgrade
with the "Sennheiser Updater" go to
www.sennheiser.com/cc0/software




Sennheiser Communications A/S

Industriparken 27, DK-2750 Ballerup, Denmark
www.sennheiser.com

Printed in China, Publ. 06/15, A01

SC 40 USB CTRL SC 70 USB CTRL

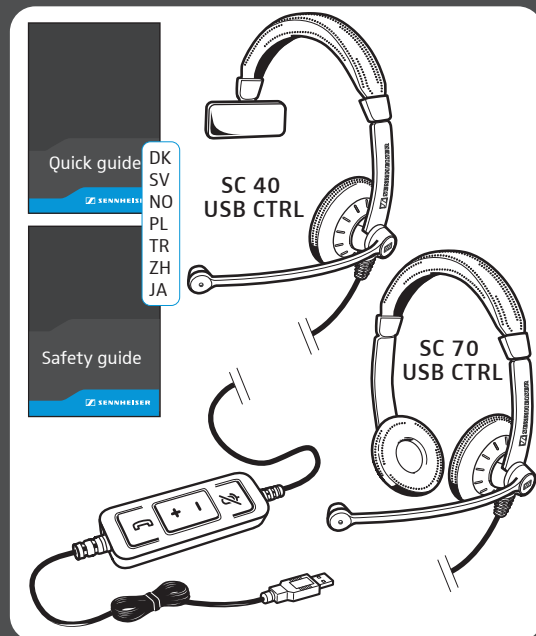


Quick Guide
Snabbguide
Quick Guide
Krótka instrukcja obsługi

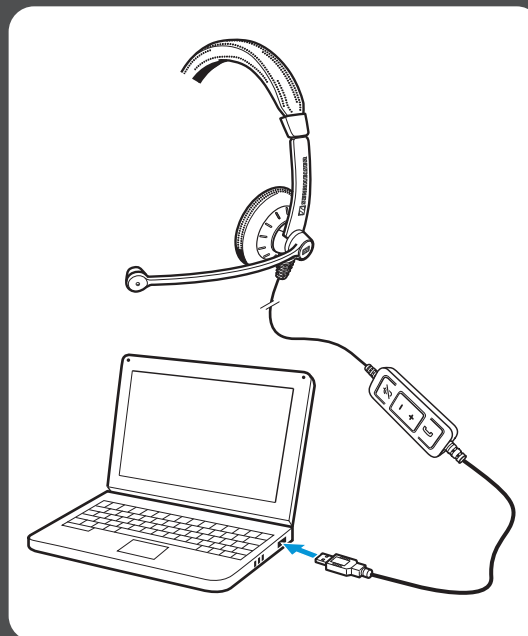
Hızlı Kılavuz
快速指南
クイックガイド



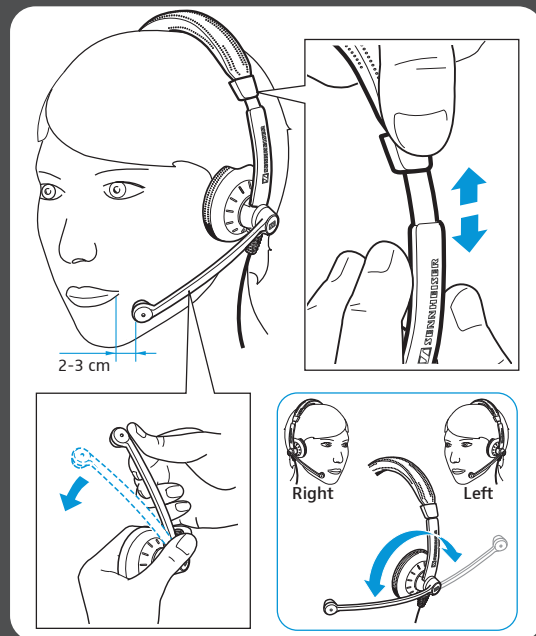
Leveringsomfang | Medföljande delar |
Leveranseomfang | Zakres dostawy | Teslimat
Kapsami | 供货范围 | 同梱されているもの



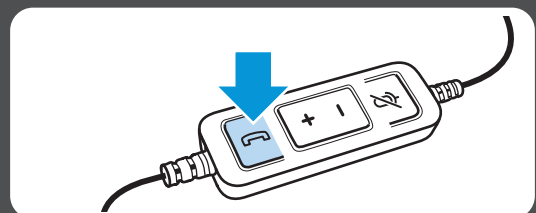
Tilslutningsmuligheder | Anslutning |
Tilkoblingsmuligheter | Možności podłączenia |
Bağlantı olanakları | 连接可能性 | 接続方法



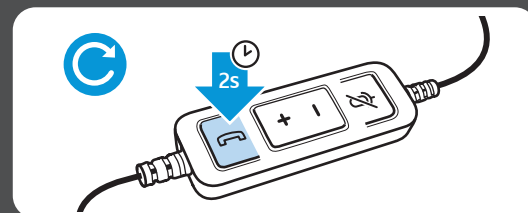
Brug af hovedsæt | Ta på headsetet | Sette på
hodesettet | Zakładanie zestawu słuchawkowego |
Kulaklı in takılması | 戴上耳机 | ヘッドセットを装着する



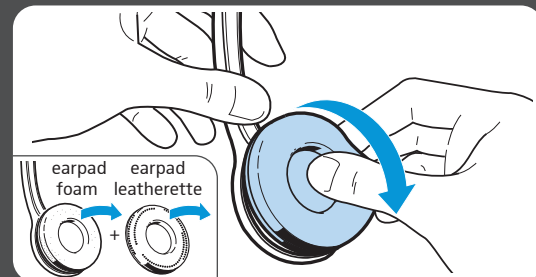
Modtagelse/afslutning af opkald | Ta emot/
avsluta ett samtal | Ta imot /avslutte anrop |
Odbieranie / kończenie połączenia | Çağrıyı
al/kapat | 接听/挂断来电



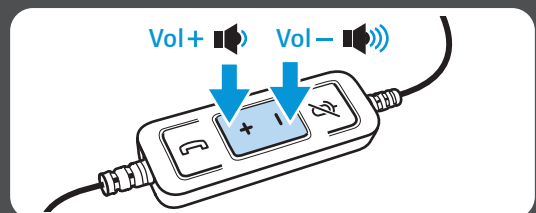
Gentagelse af nummerindtastning | Slå
telefonnummer igen | Gjentatt oppringing |
Ponowne wybieranie numeru | Tekrar ara |
重拨 | リダイヤル



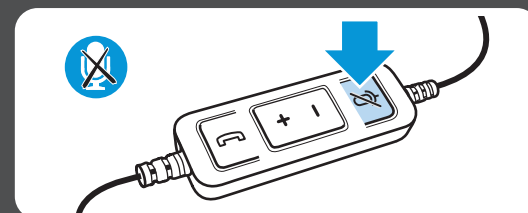
Udskiftning af ørepolstringer | Byt öronkuddar |
Utskiftning av øreputer | Wymiana poduszek
słuchawkowych | Kulak yastığının değiştirilmesi |
更換耳墊 | イヤーパッドを交換する



Indstilling af lydstyrke | Ställ in volymen | Stille
inn lydstyrke | Regulacja głośności | Ses düzeyini
ayarla | 调节音量 | 音量の調整



Frakobling af lyd på mikrofon | Stäng av
mikrofonen | Aktivere mikrofonens lydløsfunksjon
Wyciszenie mikrofonu | Mikrofonu kapat | 麦克风
静音 | マイクのミュート



Udførlige | Mer information | Detaljert
informasjon | Szczegółowe informacje |
Ayrıntılı bilgiler | 详细信息 | 詳細情報



For product specific software and firmware upgrade
with the "Sennheiser Updater" go to
www.sennheiser.com/cco/software



Sennheiser Communications A/S

Industriparken 27, DK-2750 Ballerup, Denmark
www.sennheiser.com

Printed in China, Publ. 06/15, A01